



# HOUSING THE FUTURE



**PRODUCT CATALOG**

# WHEN YOU BUY CALF-TEL, YOU CAN BE CONFIDENT IT WILL LAST A LIFETIME... AND THEN SOME.

For decades, Calf-Tel® has set the standard for superior durability and efficiency, making your investment in calf housing systems one that grows with each generation of calves it protects. Backed by success and people that know how to raise healthy calves, Calf-Tel promises – and delivers – a wise investment.

## CONTENTS

**SETTING  
INDUSTRY  
STANDARDS**  
PAGE 3

### PROVEN PRODUCTS



**COMPACT**  
PAGE 5



**ECO**  
PAGE 7



**PRO II**  
PAGE 9



**DELUXE II**  
PAGE 11





**XXL**  
**PAGE 13**



**MULTIMAX**  
**PAGE 15**



**PEN SYSTEMS**  
**PAGE 17**

**ACCESSORIES**  
**PAGE 21**

**CAFL-TEL TIMELINE**  
**PAGE 23**


**CALF MANAGEMENT**  
**EXPERTISE**  
**PAGE 25**

**ABOUT HAMPEL CORP.**  
**PAGE 26**

# CALF-TEL IS THE INDUSTRY'S NUMBER ONE CHOICE FOR CALF HOUSING

Whether you're raising just one calf or thousands of calves, indoors or out, the Calf-Tel® family of products offers calf raisers around the world the best and most cost effective systems for raising healthy, productive calves.

## SETTING INDUSTRY STANDARDS



### Unique Manufacturing Process

Calf-Tel is the only calf housing system on the market manufactured using a thermoforming process, which forms the product from an extruded polyethylene sheet. This process results in a molecular bonding within the plastic that is superior to other methods of plastics manufacturing – providing unmatched strength, durability and longevity. It's not at all uncommon to see Calf-Tel housing systems in use for 25 years or more – even in the most brutal weather conditions.



### Strength & Durability

Our unique manufacturing process, combined with the use of high molecular weight polyethylene material and steel, provides unparalleled strength and durability – and at a weight that's easy and efficient to handle. The galvanized steel frame at the base of every Calf-Tel hutch enables our hutch to maintain a structural integrity superior to that of un-reinforced plastic hutches. The tubular steel frame, encapsulated between the formed polyethylene sheets on our indoor calf pen door frames, provides additional rigidity not found in un-reinforced plastic pen doors.



### Protection from Sun & UV

Calf-Tel housing systems are completely opaque, preventing the sun and UV rays from penetrating the hutch and subjecting your calves to heat stress. Because of this opaque material, Calf-Tel protects your calves from the greenhouse effect that can otherwise leave calves vulnerable to heat stress in the summer and excess condensation and drastic shifts in temperature in the winter. The UV-blocking pigment further adds to the longevity, helping make Calf-Tel the longest lasting hutch on the market.





### Ventilation & Airflow

Adequate ventilation is critical in limiting respiratory problems and heat stress calves may be subjected to in other housing with little or no ventilation. Calf-Tel housing systems are engineered for superior ventilation and come standard with the most innovative ventilation features in the industry.



### Biosecurity & Calf Health

The polymer material used from which Calf-Tel housing systems is manufactured is non-porous and impervious to pathogens and manure acids. Unlike wood and other more porous materials, Calf-Tel housing systems are easy to clean and disinfect and do not absorb or promote bacterial growth — further improving calf health and performance. When combined with proper management practices, calf raisers have found that the use of Calf-Tel housing systems contributes towards lower mortality, morbidity, and overall treatment costs, and can aid in enhanced calf growth.



### Efficiency & Economic Benefit

For decades, calf raisers have seen their profitability enhanced by both the durability and efficiency provided by Calf-Tel housing systems. A longer lasting hutch translates to a lower lifetime cost. It is common to see the original model hutches, introduced in 1981, still in use today. **No other hutch in the world has this proven track record!**

### LIGHT AND MANAGEABLE WHILE NEARLY INDESTRUCTIBLE

Our manufacturing process creates a nearly indestructible housing system without the extra weight, making the calf housing systems easy to move and clean. Combine this with trouble-free access to feed and water, and features that enable producers to bed the unit and access the calf easily, and you end up with labor savings that leave more money in your pocket.



# PROVEN PRODUCTS



**THE CALF-TEL COMPACT CALF HUTCH IS AN EXCELLENT HUTCH FOR OUR JERSEY CALVES. WE CANNOT STRESS ENOUGH THE STRENGTH AND DURABILITY OF THESE HUTCHES. THEY HAVE CERTAINLY PROVEN THEMSELVES IN THE HARSH WEATHER OF THE HIGH PLAINS. HAVING NEARLY 800 OF THEM, WE FEEL IT IS THE BEST HUTCH OPTION.**

**– Danny Cundiff, Full Circle Jerseys, Dalhart, TX**



## CALF-TEL® COMPACT CALF HUTCH

The Calf-Tel Compact is the most efficient solution for smaller sized calves or shorter-term calf housing needs. The Calf-Tel Compact is easy to clean, store and transport. When space is a concern, the Calf-Tel Compact's reduced footprint increases the number of hutches you can use in a given area. The standard, one-of-a-kind, fully adjustable rear door is ideal for ease of bedding and increased ventilation.



Full Open Bedding Door

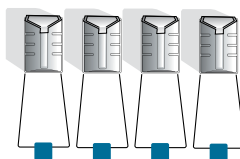


Compact and Economical

### FEATURES

- + The most efficient rear-bedding door of its kind
- + Superior ventilation provided by both ridge top vents and an adjustable rear vent that provides a larger "open window of air" for your calf than any other hutch on the market
- + Extremely durable, but light enough to handle easily
- + Completely opaque plastic protects calves from the heat of the sun in the summer and from excess condensation in the winter
- + Galvanized steel base provides greater structural integrity and durability
- + Designed to allow each calf to seek its ideal microenvironment – from a sunny spot in the pen or entryway to a protected spot in the far back of the hutch
- + Compact and economical

### SITE LAYOUT



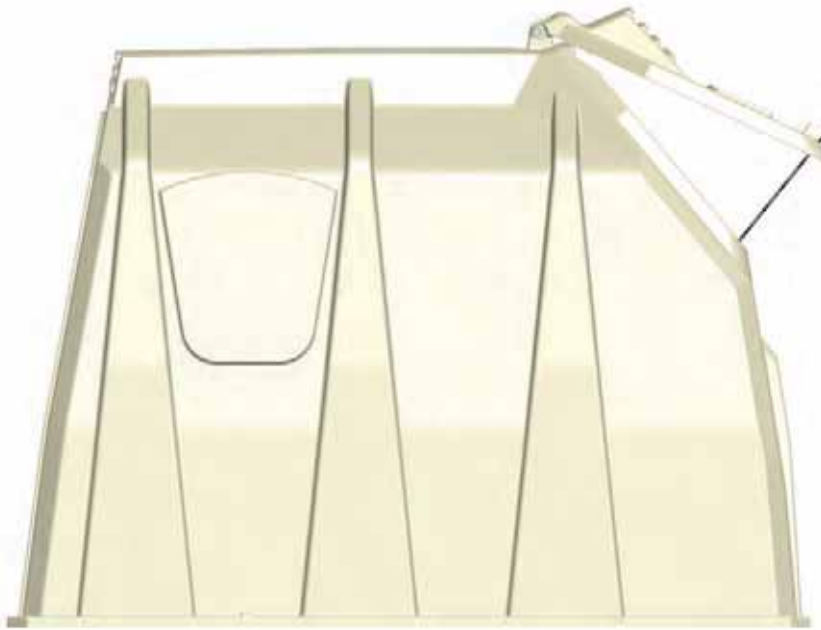
#### ■ FEEDING STATION

With a fenced area, Calf-Tel Compact dimensions are approximately 3.5 ft. (107cm) wide by 10.5 ft. (320cm) long.

We recommend 1 ft. (30cm) between the calf contact points of each unit with a fence.

Dimensions	English	Metric
Outside	58" L x 43" W x 46" H	147cm x 109cm x 117cm
Inside Usable Calf Space	55" L x 41" W x 41" H	140cm x 104cm x 104cm
Hutch Weight	50 lbs.	23 kg.

# PROVEN PRODUCTS



**BRAND  
NEW!**







## CALF-TEL® ECO CALF HUTCH

Calf-Tel's ECO is a mid-size hutch that provides a smaller, space saving solution for dairyman. The ECO hutch is 22% smaller than the Pro and Deluxe models, allowing dairymen to take advantage of the reduced foot print and the economies of scale the ECO hutch provides.



Fully Adjustable for Superior Ventilation



Largest Bedding Door of its Kind

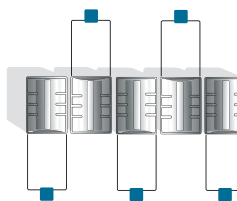
### FEATURES

- + Reduced foot print minimizes cost, space requirements, and labor
- + The most efficient rear-bedding door of its kind
- + Superior ventilation provided by both ridge top vents and an adjustable rear vent that provides a larger "open window of air" for your calf than any other hutch on the market
- + Extremely durable, but light enough to handle easily
- + Completely opaque plastic protects calves from the heat of the sun in the summer and from excess condensation in the winter
- + Galvanized steel base provides greater structural integrity and durability
- + Designed to allow each calf to seek its ideal microenvironment – from a sunny spot in the pen or entryway to a protected spot in the far back of the hutch
- + Compact and economical

### SITE LAYOUT



With a fenced area, the Calf-Tel ECO dimensions are approximately 3.75 ft. (114cm) wide by 12 ft. (366cm) long.



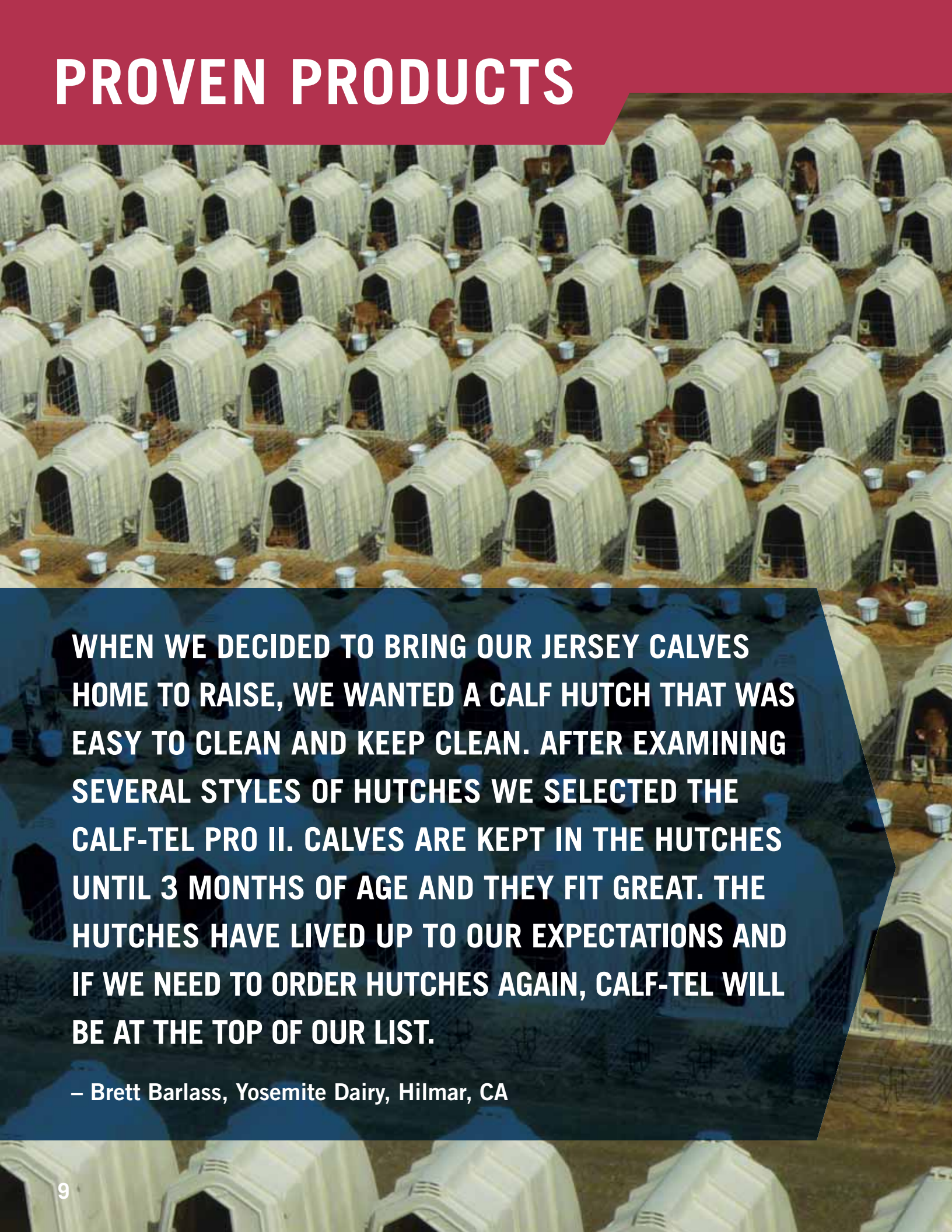
We recommend 1 ft. (30cm) between the calf contact points of each unit with a fence.

#### ■ FEEDING STATION

Dimensions	English	Metric
Outside	72" L x 45" W x 53.75" H	183cm x 114cm x 136cm
Inside Usable Calf Space	69" L x 42" W 48" H	175cm x 107cm x 122cm
Hutch Weight	61 lbs.	28 kg.

*Hutch weight and dimensions may vary slightly.*

# PROVEN PRODUCTS



**WHEN WE DECIDED TO BRING OUR JERSEY CALVES HOME TO RAISE, WE WANTED A CALF HUTCH THAT WAS EASY TO CLEAN AND KEEP CLEAN. AFTER EXAMINING SEVERAL STYLES OF HUTCHES WE SELECTED THE CALF-TEL PRO II. CALVES ARE KEPT IN THE HUTCHES UNTIL 3 MONTHS OF AGE AND THEY FIT GREAT. THE HUTCHES HAVE LIVED UP TO OUR EXPECTATIONS AND IF WE NEED TO ORDER HUTCHES AGAIN, CALF-TEL WILL BE AT THE TOP OF OUR LIST.**

**– Brett Barlass, Yosemite Dairy, Hilmar, CA**





## CALF-TEL® PRO II CALF HUTCH

Designed for maximum labor efficiency, the Calf-Tel Pro II is used by some of world's largest calf ranches and dairy producers. With its crucial labor saving features, the Calf-Tel Pro II provides a highly cost-effective solution for your calf operation.



Fully Adjustable for Superior Ventilation



Largest Bedding Door of its Kind

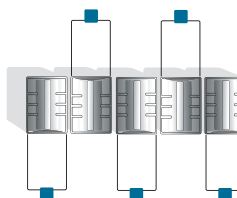
### FEATURES

- + More useable interior calf space than other similar hutches
- + The most efficient rear-bedding door of its kind
- + Superior ventilation provided by both ridge top vents and an adjustable rear vent that provides a larger "open window of air" for your calf than any other hutch on the market
- + Extremely durable, but light enough to handle easily
- + Completely opaque plastic protects calves from the heat of the sun in the summer and from excess condensation in the winter
- + Galvanized steel base provides greater structural integrity and durability
- + Designed to allow each calf to seek its ideal microenvironment – from a sunny spot in the pen or entryway to a protected spot in the far back of the hutch
- + Exterior feeding for the highest labor efficiency
- + Left or right offset shrouded entry, or a full open entry to allow even greater airflow
- + Comes fully assembled – all you have to do is add the calf

### SITE LAYOUT



With a fenced area, Calf-Tel Pro II dimensions are approximately 4 ft. (122cm) wide by 13 ft. (396cm) long.



We recommend 1 ft. (30cm) between the calf contact points of each unit with a fence.

#### ■ FEEDING STATION

Dimensions	English	Metric
Outside	86.5" L x 48" W x 54.5" H	220cm x 122cm x 138cm
Inside Useable Calf Space	83.5" L x 46" W x 48" H	212cm x 117cm x 122cm
Hutch Weight	73 lbs.	33 kg.

#### More Useable Calf Space

Calf-Tel Pro II hutches have 16% more interior useable calf space than other similar hutches on the market. Outside measurements are useful in determining the space required, but inside measurements are critical in choosing the right size hutch for your calves.

# PROVEN PRODUCTS

**AIR FLOW AND EASE OF BEDDING AND CLEANING IS WHAT ATTRACTED US TO THE CALF-TEL DELUXE II SYSTEM. AFTER USING CALF-TEL FOR MORE THAN TWO DECADES, WE KNOW FIRST-HAND THAT THESE HUTCHES WORK VERY WELL AND CONTINUALLY GET BETTER EVERY GENERATION.**

**– Jim Melichar, Melichar Broad Acres, Port Washington, WI**







## CALF-TEL® DELUXE II CALF HUTCH

When inside feeding is preferred, the Deluxe II is the solution. The Calf-Tel Deluxe II system has all the same features and benefits as the Calf-Tel Pro II, but also comes equipped with an indoor feed system designed to protect the feed from the elements and provide added flexibility to the producers.

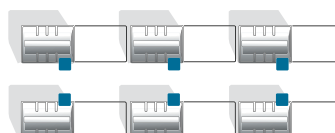


Inside feeding stations keep feed and calves dry. (Shown with optional bottle holder)


### FEATURES

- + More useable interior calf space than other similar hutches
- + The most efficient rear-bedding door of its kind
- + Superior ventilation provided by both ridge top vents and an adjustable rear vent that provides a larger “open window of air” for your calf than any other hutch on the market
- + Extremely durable, but light enough to handle easily
- + Completely opaque plastic protects calves from the heat of the sun in the summer and from excess condensation in the winter
- + Galvanized steel base provides greater structural integrity and durability
- + Designed to allow each calf to seek its ideal microenvironment – from a sunny spot in the pen or entryway to a protected spot in the far back of the hutch
- + Exterior feeding for the highest labor efficiency
- + Left or right offset shrouded entry, or a full open entry to allow even greater airflow
- + Inside feeding station keeps the feed and calves dry
- + Optional feeding configurations include outside feed pail for liquid and a hutch or fence mounted bottle holder

### SITE LAYOUT



With a fenced area, Calf-Tel Deluxe II dimensions are approximately 4 ft. (122cm) wide by 13 ft. (396cm) long.



We recommend 1 ft. (30cm) between the calf contact points of each unit with a fence.

The Calf-Tel Deluxe II allows you to configure hutches head to tail to reduce the distance a feeder must travel, saving time and money.

#### ■ FEEDING STATION

Dimensions	English	Metric
Outside	86.5" L x 48" W x 54.5" H	220cm x 122cm x 138cm
Inside Useable Calf Space	83.5" L x 46" W x 48" H	212cm x 117cm x 122cm
Hutch Weight	86 lbs.	39 kg.


#### More Useable Calf Space

Calf-Tel Deluxe II hutches have 16% more interior useable calf space than other similar hutches on the market. Outside measurements are useful in determining the space required, but inside measurements are critical in choosing the right size hutch for your calves.

# PROVEN PRODUCTS

**THE ADDED SPACE INSIDE THE XXL WAS ATTRACTIVE TO US. WE APPRECIATE THE FACT THAT OUR CALVES HAVE MORE SPACE AND FRESH AIR. THE XXL HUTCHES HAVE WORKED WELL AND OUR CALVES ARE HAPPY AND HEALTHY. WE ARE STILL USING OUR FIRST CALF-TEL HUTCHES, PURCHASED MORE THAN 25 YEARS AGO. THE XXL HUTCHES APPEAR TO BE JUST AS DURABLE AND WE EXPECT TO STILL BE USING THEM MANY YEARS FROM NOW.**

**– Grady Auer, Bak Ake Acres, New London, WI**







## CALF-TEL® XXL CALF HUTCH

The Calf-Tel XXL provides the most interior usable space for your calves. The XXL is 42% larger than our existing Pro & Deluxe II hutches and 29% larger than other XL hutches on the market. When a larger size hutch is preferred due to climate or management practice, the XXL is the right choice.



Fully Adjustable for Superior Ventilation



Largest Bedding Door of its Kind



Available in Pro & Deluxe models. Inside Feeding Stations Keep Feed and Calves Dry.



## FEATURES

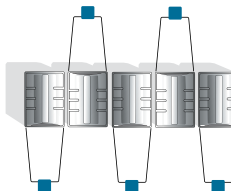
- + 29% larger than other XL hutches – larger interior with more useable calf space
- + Extremely durable and lightweight – the longest lasting hutch on the market
- + Decreased labor and healthier calves – easy to move and clean
- + Extra interior space provides protection in cold and damp conditions
- + The largest and most efficient rear-bedding door of its kind
- + Superior ventilation provided by both ridge top vents and an adjustable rear vent that provides a larger “open window of air” for your calf than any other hutch on the market
- + Completely opaque plastic protects calves from the heat of the sun in the summer and from excess condensation in the winter
- + Galvanized steel base provides greater structural integrity and durability
- + Designed to allow each calf to seek its ideal microenvironment – from a sunny spot in the pen or entryway to a protected spot in the far back of the hutch
- + Available in both Pro and Deluxe models – feed inside or outside

## SITE LAYOUT



With a fenced area, Calf-Tel XXL dimensions are approximately 5 ft. (152cm) wide by 14 ft. (427cm) long.

We recommend 1 ft. (30cm) between the calf contact points of each unit with a fence.



The Calf-Tel XXL allows you to configure hutches head to tail to reduce the distance a feeder must travel, saving time and money.

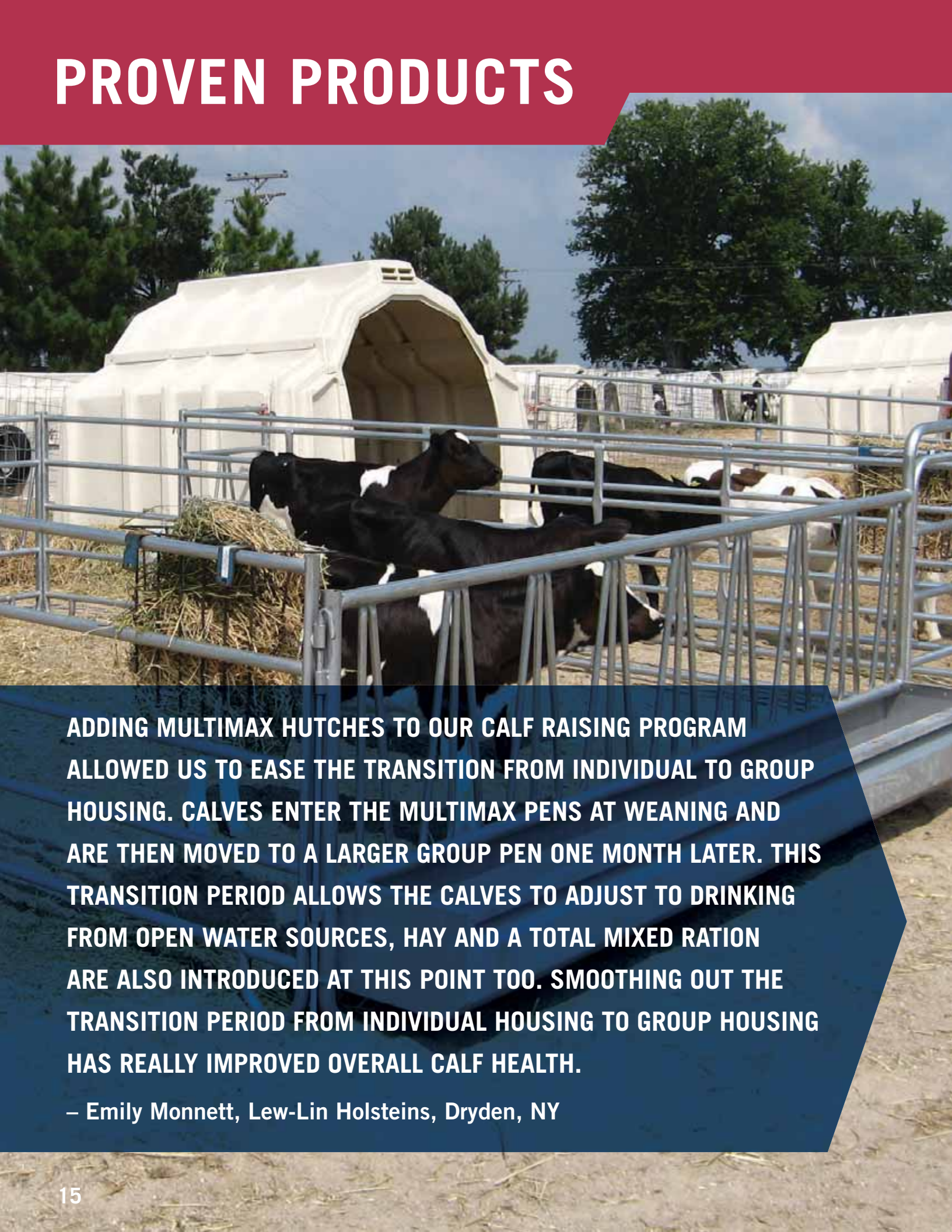
### ■ FEEDING STATION

Dimensions	English	Metric
Outside	98.5" L x 60.5" W x 59.5" H	250cm x 154cm x 151cm
Inside Useable Calf Space	95" L x 57.5" W x 53" H	241cm x 146cm x 135cm
Hutch Weight	86 lbs.	39 kg.

### More Useable Calf Space

Calf-Tel XXL hutches have 29% more interior useable calf space than other similar hutches on the market. Outside measurements are useful in determining the space required, but inside measurements are critical in choosing the right size hutch for your calves.

# PROVEN PRODUCTS



**ADDING MULTIMAX HUTCHES TO OUR CALF RAISING PROGRAM ALLOWED US TO EASE THE TRANSITION FROM INDIVIDUAL TO GROUP HOUSING. CALVES ENTER THE MULTIMAX PENS AT WEANING AND ARE THEN MOVED TO A LARGER GROUP PEN ONE MONTH LATER. THIS TRANSITION PERIOD ALLOWS THE CALVES TO ADJUST TO DRINKING FROM OPEN WATER SOURCES, HAY AND A TOTAL MIXED RATION ARE ALSO INTRODUCED AT THIS POINT TOO. SMOOTHING OUT THE TRANSITION PERIOD FROM INDIVIDUAL HOUSING TO GROUP HOUSING HAS REALLY IMPROVED OVERALL CALF HEALTH.**

**– Emily Monnett, Lew-Lin Holsteins, Dryden, NY**





# CALF-TEL® MULTIMAX GROUP HOUSE

When calves raised individually are placed in large groups, the stress from competition and social pressure can lead to growth and health setbacks. Placing four to six similarly-sized, weaned calves in a Calf-Tel MultiMax is the best way to ease the transition. Continued growth and health will be attained as animals bond and develop a social group.



Treated Lumber Base



Large Entry Way



Optional Vent, Ideal for Ventilation and Observation



## FEATURES

- + The most durable group house available
- + Large entryway for maximum ventilation
- + Extra hutch height – allowing animals to be housed in the unit longer
- + Treated lumber base to provide a stable and secure foundation
- + Ridge top ventilation for improved air circulation
- + Optional rear vent for hot weather and observation tool

## RECOMMENDED SITES

**Four common ways the MultiMax is used:**

**Prepared Site:** Place the MultiMax on a well-drained surface (gravel, crushed stone or sand). This will keep calves dry and healthy. Outside pen required.

**Rotating Site:** Place one MultiMax in a small pasture and move the unit and its pen periodically.

**Large Common Pasture:** Place multiple MultiMax's in a large pasture with bigger groups. Position the units near each other, as the herd will not separate to housing in different locations.

**Group/Robotic Feeding:** When group feeding methods are being employed, the MultiMax provides an ideal group housing solution.

Dimensions	English	Metric
Outside	86.5" L x 107.5" W x 72" H	220cm x 273cm x 183cm
Inside Usable Calf Space	82" L x 102" W x 71" H	208cm x 259cm x 180cm
Hutch Weight	235 lbs.	107 kg.

# PROVEN PRODUCTS

**WHEN WE EXPANDED, OUR GOAL WAS TO IMPROVE CALF RAISING EFFICIENCIES YET STILL PROVIDE INDIVIDUAL AND ISOLATED CARE TO OUR YOUNG CALVES. THE CALF-TEL PEN SYSTEM ALLOWED US TO ACHIEVE BOTH GOALS. THE CALF-TEL PEN SYSTEM IS LIGHT WEIGHT, EASY TO MANEUVER, ASSEMBLE AND DISSEMBLE. THESE ATTRIBUTES MAKE CLEANING AND SANITIZING BETWEEN CALVES VERY EASY. THE ADDITION OF THE OPEN AIR BACKS HAS FURTHER IMPROVED OUR CALF MANAGEMENT, PROVIDING A MEANS TO KEEP AIR FLOW TO THE CALVES AND MINIMIZE RESPIRATORY DISEASE RISK.**

**– Joel Sutter, Fertile Ridge Dairy, Mount Horeb, WI**







## CALF-TEL® PEN SYSTEM

Calf-Tel introduced the first free-standing, completely modular, indoor pen system of its kind. While other systems may look similar, the Calf-Tel pen system provides calf raisers with the most versatile, highest labor savings, calf and calf manager friendly indoor pen system available. Calf-Tel pens are backed by the longest track record of success on the market.



Adjustable Venting



Rugged, Easy-To-Use Solid Steel Hardware



Standard Rugged Pen Divider and Optional Feed Divider



Adjustable Bucket Height – No Need To Move Door Frame



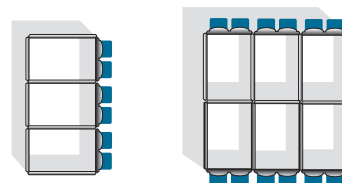
AirMax full-open back provides more ventilation. Cover included for extreme cold conditions.

### FEATURES

- + Adjustable bucket height – independent of door frame
  - Saves on labor – no need to move entire front
  - Eliminates gap at bottom for bedding to escape
- + Optional feed pail divider reduces feed waste
- + Wider door for improved access and ventilation
- + Higher standard pail height
- + Easily mount an optional nipple pail
- + New pail holders limit calves from knocking out buckets
- + Improved handle for increased strength
- + Easy to set up, configure, expand, and truly only requires one person
- + Easy to sanitize to ensure ultimate calf health
- + Rugged, long-lasting, solid steel hardware connectors take only seconds to configure
- + Pen dividers and solid side panels to keep calves separated
- + Interlocks back-to-back and side-to-side to easily configure to your facility
- + Superior ventilation with standard adjustable rear venting
- + Separated feed buckets – keeps feed dry
- + Free standing and modular – does not require permanent installation
- + Steel reinforced door frame – the only steel reinforced plastic door of its kind
- + Optional accessories and components – adapts to all management styles and practices:
  - AirMax Back for maximum ventilation
  - Feed pail dividers
  - Bottle holders

**BRAND  
NEW PEN  
FRONT!**  
WITH CALF-TEL  
EXCLUSIVE  
FEATURES

### SITE LAYOUT



Space requirements will vary depending on individual configurations. When using the AirMax back, the pen system can only be configured side-by-side.

#### ■ FEEDING STATION

Dimensions	English	Metric
Width	4'	122cm
Lengths Available	4'5", 6', 7'	135cm, 183cm, 213cm
Height	45"	114cm

# PROVEN PRODUCTS

**CALF-TEL MATERNITY PENS ARE AN INTEGRAL PART OF OUR CALF RAISING PROGRAM DURING THE WINTER MONTHS. SMALL IN SIZE, THE MATERNITY PENS HELP US TAKE THE BITE OUT OF THE WINTER WEATHER, ALLOWING US TO HOUSE OUR NEWBORN CALVES INDOORS DURING THE FIRST FEW WEEKS OF LIFE DURING THE WINTER MONTHS. MATERNITY PENS ARE PLACED INSIDE OUR CALVING FACILITY, IN AN AREA THAT WAS PREVIOUSLY UNDERUTILIZED SPACE. THE MATERNITY PENS CONVENIENTLY GO TOGETHER, ARE VERY EASY TO CLEAN, MAINTAIN AND TAKE APART. THEY ALSO ONLY REQUIRE ONE PERSON TO MOVE WHEN NEEDED.**

**– Joel & Linnea Kooistra, Kooistra Dairy Farm, Woodstock, IL**







## CALF-TEL® MATERNITY PEN

Calf-Tel's free-standing, modular, indoor pen system now has a 4'5" long Maternity Pen option. Calf-Tel's smaller size Maternity Pen provides added flexibility for short-term calf housing. The Maternity Pen takes up less space than full size pens making it a space and cost saving solution for your maternity housing needs. Calf-Tel pens are backed by the longest track record of success on the market.



Adjustable Venting



Rugged, Easy-To-Use Solid Steel Hardware



Standard Rugged Pen Divider and  
Optional Feed Divider



Adjustable Bucket Height – No Need To  
Move Door Frame



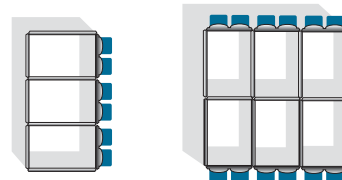
AirMax full-open back provides more ventilation. Cover included for extreme cold conditions.

### FEATURES

- + Adjustable bucket height – independent of door frame
  - Saves on labor – no need to move entire front
  - Eliminates gap at bottom for bedding to escape
- + Optional feed pail divider reduces feed waste
- + Wider door for improved access and ventilation
- + Higher standard pail height
- + Easily mount an optional nipple pail
- + New pail holders limit calves from knocking out buckets
- + Improved handle for increased strength
- + Space saving – ideal for short-term calf raising
- + Compatible with Calf-Tel Pen system and accessories
- + Easy to set up, configure, expand, and truly only requires one person
- + Easy to sanitize to ensure ultimate calf health
- + Rugged, long-lasting, solid steel hardware connectors take only seconds to configure
- + Pen dividers and solid side panels to keep calves separated
- + Interlocks back-to-back and side-to-side to easily configure to your facility
- + Superior ventilation with standard adjustable rear venting
- + Separated feed buckets – keeps feed dry
- + Free standing and modular – does not require permanent installation
- + Steel reinforced door frame – the only steel reinforced plastic door of its kind
- + Optional accessories and components – adapts to all management styles and practices:
  - AirMax Back for maximum ventilation
  - Feed pail dividers
  - Bottle holders

**BRAND  
NEW PEN  
FRONT!**  
WITH CALF-TEL  
EXCLUSIVE  
FEATURES

### SITE LAYOUT



Space requirements will vary depending on individual configurations. When using the AirMax back, the Maternity Pen can only be configured side-by-side.

#### ■ FEEDING STATION

Dimensions	English	Metric
Width	4'	122cm
Lengths Available	4'5"	135cm
Height	45"	114cm

# ACCESSORIES



**10 Quart Heavy Duty Plastic Pail**  
Available in black and white.



**Feed-Saver Cover**  
Fence mounted environmental protection for feed buckets. *Pail and pail holder sold separately.*



**Pro II and Deluxe II Rear Bedding Door**  
Compatible with the Pro II and Deluxe II models only.



**Front Door** Great for extreme cold, heavy snow or any other time you want to secure the front of your hutches. Includes connecting hardware.



**Pro and Deluxe Replacement Base**  
Base breaks down into 4 separate, easy to ship pieces and includes connecting hardware. Compatible with Pro, Deluxe, Pro II and Deluxe II models.



**Fluid Feeders** Available in 2 quart and 1 gallon – practical, easy-to-use tool that helps save baby calves.






**Heavy Duty Double Pail Holder, Hutch Mount** Electrostatic coated to prevent rusting. Compatible with Deluxe and Deluxe II models.



**Heavy Duty Single Pail Holder, Hutch Mount** Electrostatic coated to prevent rusting. Compatible with Deluxe and Deluxe II models.



**Double Pail Holder, Fence Mount** Electrostatic coated to prevent rusting.



**Single Pail Holder, Fence Mount** Electrostatic coated to prevent rusting.



**Bottle with Nipple** Available in 2 or 3 quart size. Replacement nipples also available.



**Hay Rack, Fence Mount** Hutch mount and fence mount available. Includes hardware. Electrostatic coated to prevent rusting.




**Bottle Holder and Attaching Hardware, Hutch, Pen and Fence Mount** Available in 2 or 3 quart size.



**MultiMax Rear Vent Door Kit and Attaching Hardware** Includes: Polyethylene vent door, hinges and attachment hardware.



**Deluxe Hutch Side Door and Hardware Kit** Not compatible with Pro II and Deluxe II models.



**Deluxe II Hutch Side Door and Hardware Kit** Compatible with the Pro II and Deluxe II models only.



**Pro and Deluxe Rear Vent Door Kit** Includes: Polyethylene vent door, (2) hinges and attachment hardware. Not compatible with Pro II and Deluxe II models.



**Pro and Deluxe Ridge Vents, With Hardware** Not compatible with Pro II and Deluxe II models.



**Pen Divider** Heavy duty, twin sheeted pen divider.



**Feed Divider** Heavy duty, twin sheeted feed divider.



**AirMax Back** A nearly full-open back, for max ventilation. Compatible with all pen systems. *Pens do not interlock back-to-back with the AirMax.*



**Calf Fence Panel** Available with no, single or double feed openings. Crafted of 1/4" diameter hot tip galvanized steel. 42"H x 72" D x 48"W.



**L-Rod Set** Attaches Fence to Hutch - allowing for easy access. Includes: 2 L-Rods, each crafted of 3/8" pre-galvanized steel, measuring 40" long.



**Eyebolt Hardware for Fence Attachment** Includes: (4) zinc plated eyebolts, (8) fender washers, (8) jam nuts.



**Calf Tethering Kit** 4' of zinc plated chain, black nylon strap, swivel eye bolt snaps, coated aircraft cable – long looped at each end. *Each item may be purchased separately.*



**Thinsulate™ Lined Calf Blanket** Equipped with durable straps and rugged buckles, this water resistant calf blanket is available in both large and small sizes.

# TIMELINE OF CALF-TEL PRODUCTS

1980 – 1990



1981

GENERATION I  
CALF-TEL HUTCH  
*New product  
introduction*



1983

GENERATION II  
CALF-TEL HUTCH  
*New back design*



1987

GENERATION III  
DELUXE AND BASIC  
HUTCH INTRODUCTION  
*New ridge vent, rear  
vent, feed options,  
threshold*

2000 – 2010



2006

INDOOR PEN SYSTEM  
*New product  
introduction*



2006

COMPACT HUTCH  
*New product  
introduction*



2009

PRO II & DELUXE II  
*New multipurpose rear  
door and ridge vents*



# 1990 – 2000



1991

GENERATION IV  
DELUXE AND BASIC  
HUTCH  
*One piece design*



1996

GENERATION V  
*New Pro model -  
turnkey calf raising  
system: fence and  
accessories*



1997

MULTIMAX  
TRANSITIONAL  
GROUP HOUSING  
*New product  
introduction*



AIRMAX BACK  
*New back design  
for pen system*

2012



GENERATION I  
ECO Calf-Tel Hutch  
*New product  
introduction*

2012

# 2010 – 2012

2011

GENERATION I  
XXL Calf-Tel Hutch  
*New product  
introduction*



2012

GENERATION II  
*New Pen Front  
New front design*



# CALF MANAGEMENT EXPERTISE

## CALF HOUSING OPTIONS FROM CALF PROFESSIONALS

Hampel Corp. has a deep history in the calf raising industry.

In addition to its revolutionary leadership and continued product innovation, which continues to set the industry standard for calf housing, Calf-Tel® Calf Professionals work closely with calf raisers of all sizes and scales to meet their unique needs.

By understanding your goals, the Calf-Tel Calf Professionals team applies their extensive, first-hand experience of raising calves to assess and recommend the housing systems and solutions that are right for you. This unique aspect and industry knowledge is part of the Calf-Tel brand promise, and is another reason why Calf-Tel has become the world's preferred brand of calf housing.

Calf-Tel Calf Professionals can also provide expertise on other aspects of calf management to help ensure the calves you raise in a Calf-Tel hutch or pen grow in the most efficient and healthy manner to become a highly productive member of your herd. Deeply networked in the industry, these Calf Professionals understand the management aspects that influence the health of your calves and eagerly share their insights to help make your experience more than just an investment in housing.

Contact a Calf-Tel Calf Care Professional and learn more about how to determine the best way to raise calves. Purchase wisely, and healthy calves will be your reward.



# ABOUT HAMPEL CORP.



## Hampel Corp. – Manufacturer of Calf-Tel® Products

Hampel Corp. began as a custom manufacturer of thermoformed plastic parts. With expertise in thermoforming and engineering plastics, Hampel Corp. molded its future into a diversified designer, manufacturer and marketer serving customers worldwide with our two divisions: Hampel Animal Care and Molded Solutions.

Hampel Corp. began serving the agriculture industry in 1981 with the introduction of Calf-Tel housing systems and has since grown to be the world's number one choice for calf housing. Today, there are more calves raised in Calf-Tel housing systems than in any other manufactured housing system in the world.

ISO 9001:2008 Certified

---

### Ten Year Limited Warranty

10 Year Limited Warranty on all housing systems:

Calf-Tel Compact	Calf-Tel Deluxe II	Calf-Tel Pen System
Calf-Tel ECO	Calf-Tel XXL	Calf-Tel Maternity Pen
Calf-Tel Pro II	Calf-Tel MultiMax	

---

### Calf-Tel's History of Innovation

Since the first introduction of Calf-Tel in 1981, Hampel Corp. has been committed to continued innovation. Our pursuit of excellence has set the standard for calf housing systems across the globe.

Calf-Tel's goal is to aid in the success of dairymen and contract raisers by providing the most innovative, efficient and longest lasting housing available. Our on-going commitment towards innovation is what will keep Calf-Tel the industry-leading brand of calf housing for years to come.

## Calf-Tel USA Corporate Office

W194 N11551 McCormick Drive  
Germantown, Wisconsin 53022

[www.Calf-Tel.com](http://www.Calf-Tel.com)

(800) 558-8558

(262) 255-4540

FAX (262) 255-9731

E-mail: [sales@Calf-Tel.com](mailto:sales@Calf-Tel.com)

---

## Calf-Tel Europe

Hindenburgstr. 9  
89610 Oberdischingen  
Germany

[www.Calf-Tel.com/de](http://www.Calf-Tel.com/de)

+49 (0)7305 926 780

FAX +49 (0)7305 926 781

E-mail: [Calf-Tel@HampelGmbH.com](mailto:Calf-Tel@HampelGmbH.com)

### INTERNATIONAL DISTRIBUTION –

*For a complete list of international distribution partners, visit [www.Calf-Tel.com](http://www.Calf-Tel.com).*

